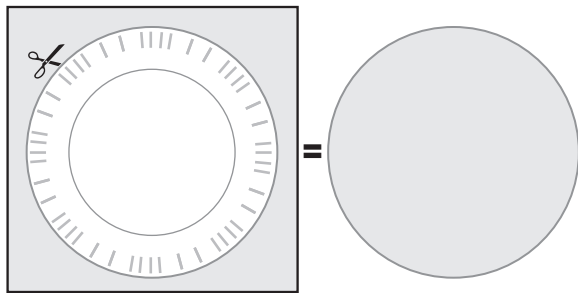


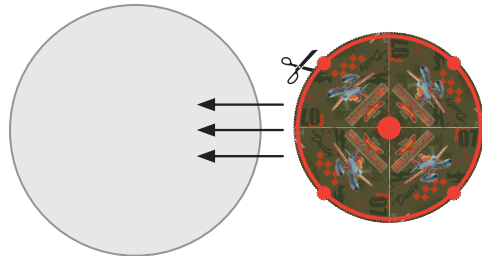


Disney
PLANES
FIRE & RESCUE
SMOKEJUMPER

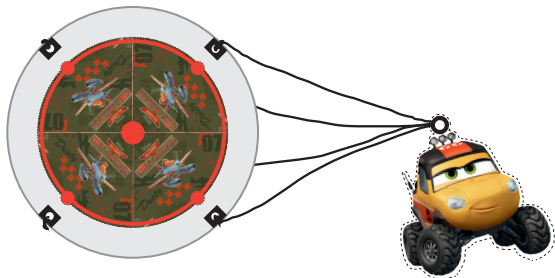
Create smokejumper parachutes and test your skills!




Step 1: Gather a piece of plastic from a large freezer bag or grocery bag. Use a paper plate to create a circular outline. Have an adult help you cut out the circle from the plastic.



Step 2: Have an adult help you cut out the parachute templates from the following pages. Make creases along the white lines, then unfold flat. Glue a template to one side of the previously cut plastic and let dry.



Step 3: Place tape at 4 equal points along the edge of the plastic. Punch a hole through each piece of tape and plastic. Tie a piece of string through each hole and secure with a knot. Tie all 4 of the loose ends of the string to the Smokejumper (see directions on the following pages).



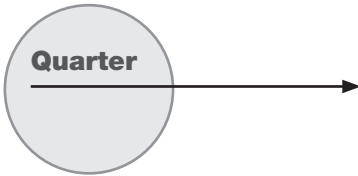
Step 4: Toss the parachute into the air by holding at the top and let the object drop. See how close you can get to the target.

Print the following pages »


IN THEATERS JULY 18

Disney
PLANES
FIRE & RESCUE
SMOKEJUMPERS

Step 1: Have an adult help you cut out each smokejumper along the dashed lines. Fold along the solid line.



Secure a quarter to the inside of the smokejumper with a piece of tape. Tape the folded smokejumper together making sure to match the edges.

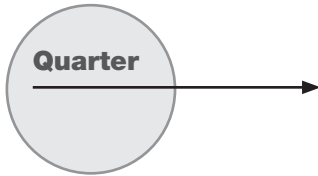


Step 2: Place a piece of tape over the indicated hole area for strength, then punch a hole. Tie all 4 of the loose ends of the string to the smokejumper.


IN THEATERS JULY 18

Disney
PLANES
FIRE & RESCUE
SMOKEJUMPERS

Step 1: Have an adult help you cut out each smokejumper along the dashed lines. Fold along the solid line.



Secure a quarter to the inside of the smokejumper with a piece of tape. Tape the folded smokejumper together making sure to match the edges.



Step 2: Place a piece of tape over the indicated hole area for strength, then punch a hole. Tie all 4 of the loose ends of the string to the smokejumper.

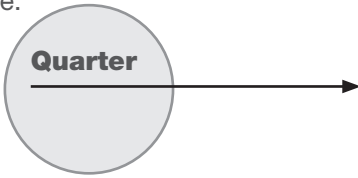
Fold



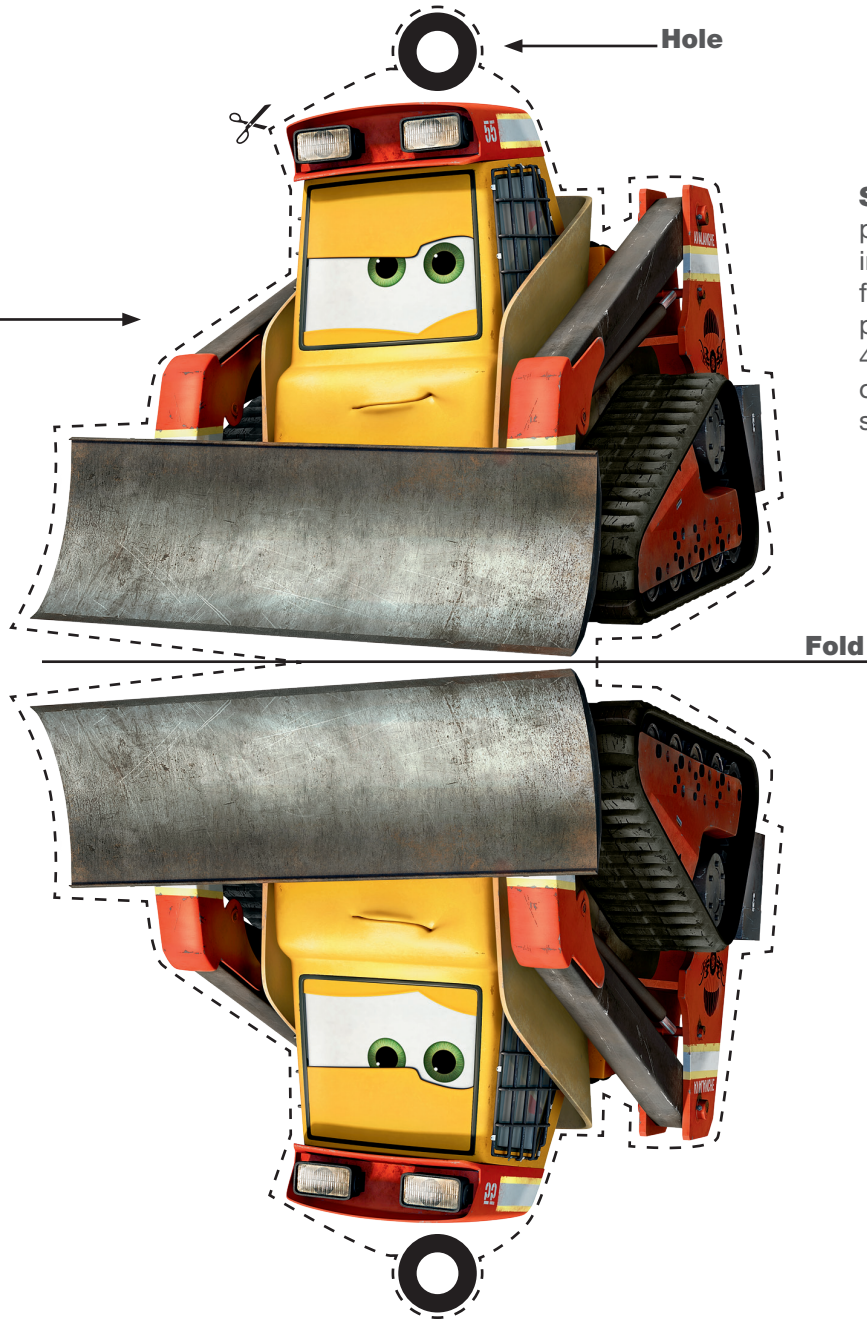
IN THEATERS JULY 18

Disney
PLANES
FIRE & RESCUE
SMOKEJUMPERS

Step 1: Have an adult help you cut out each smokejumper along the dashed lines. Fold along the solid line.



Secure a quarter to the inside of the smokejumper with a piece of tape. Tape the folded smokejumper together making sure to match the edges.

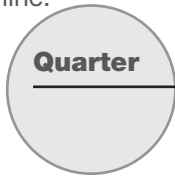


Step 2: Place a piece of tape over the indicated hole area for strength, then punch a hole. Tie all 4 of the loose ends of the string to the smokejumper.


IN THEATERS JULY 18

Disney
PLANES
FIRE & RESCUE
SMOKEJUMPERS

Step 1: Have an adult help you cut out each smokejumper along the dashed lines. Fold along the solid line.



Secure a quarter to the inside of the smokejumper with a piece of tape. Tape the folded smokejumper together making sure to match the edges.



Step 2: Place a piece of tape over the indicated hole area for strength, then punch a hole. Tie all 4 of the loose ends of the string to the smokejumper.

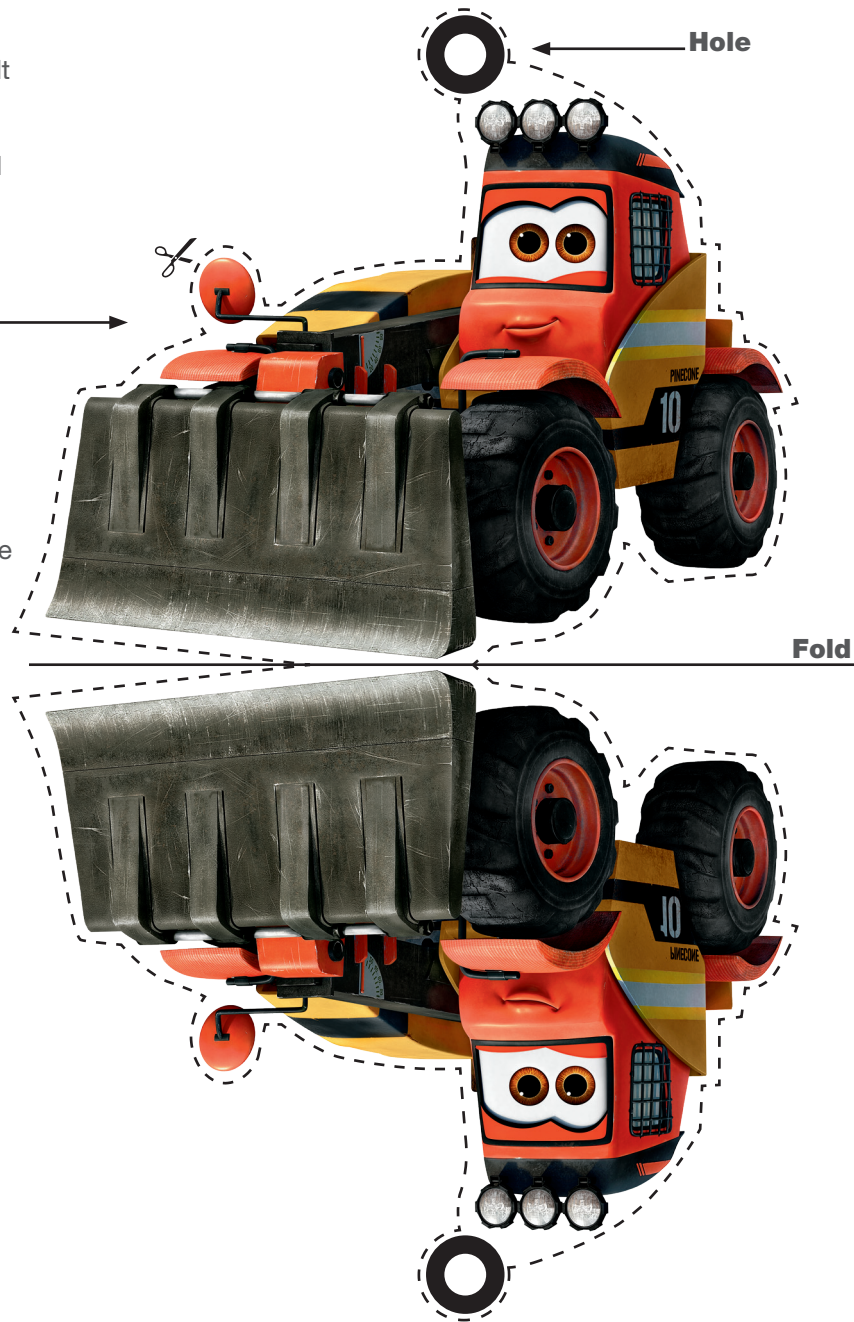
IN THEATERS JULY 18

Disney
PLANES
FIRE & RESCUE
SMOKEJUMPERS

Step 1: Have an adult help you cut out each smokejumper along the dashed lines. Fold along the solid line.



Secure a quarter to the inside of the smokejumper with a piece of tape. Tape the folded smokejumper together making sure to match the edges.



Step 2: Place a piece of tape over the indicated hole area for strength, then punch a hole. Tie all 4 of the loose ends of the string to the smokejumper.


IN THEATERS JULY 18



FIRE & RESCUE

SMOKEJUMPER PARACHUTE

Crease



Crease

IN THEATERS JULY 18



FIRE & RESCUE

SMOKEJUMPER PARACHUTE

Crease



Crease

Crease

Crease

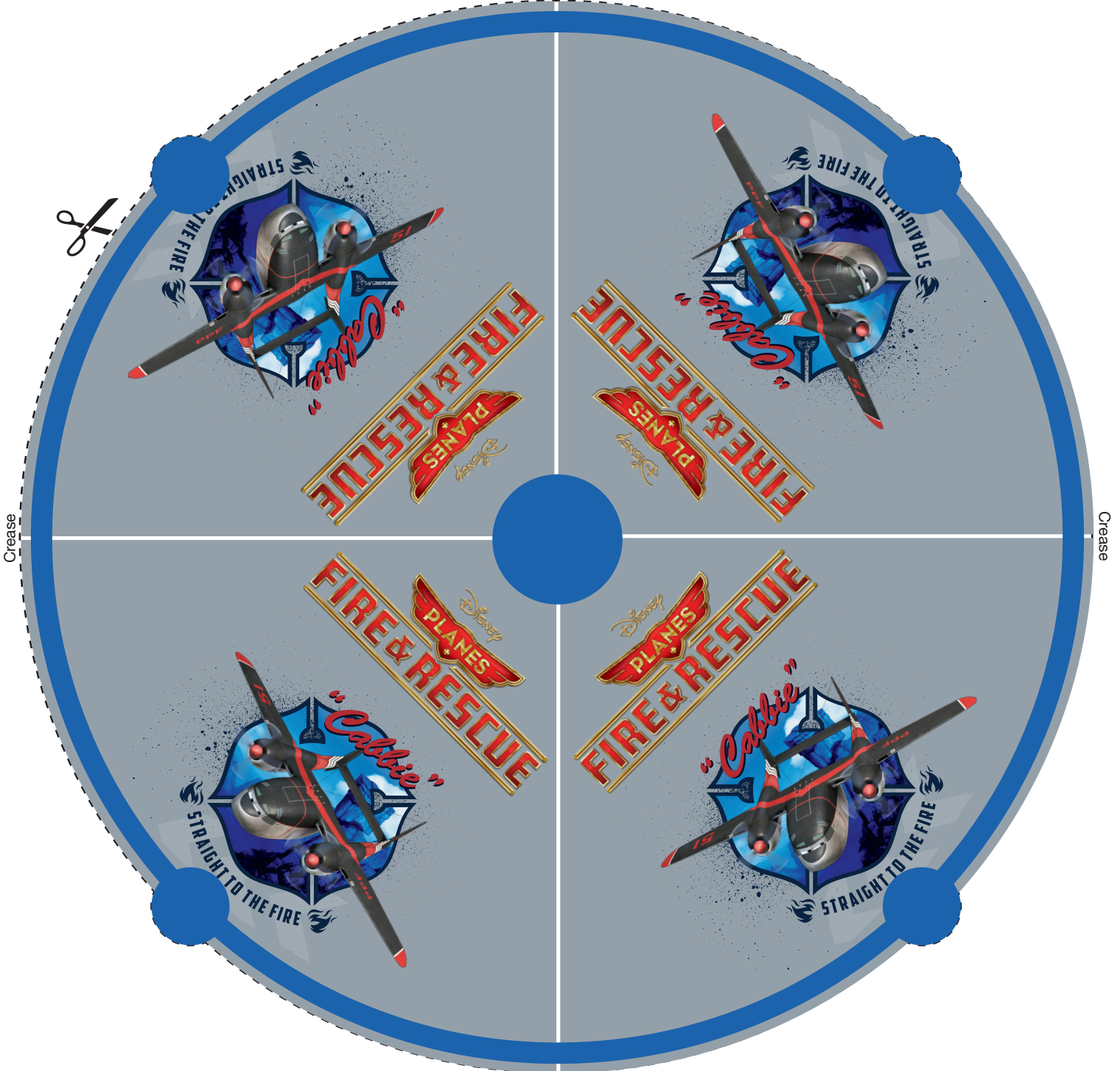
IN THEATERS JULY 18



FIRE & RESCUE

SMOKEJUMPER PARACHUTE

Crease



Crease


IN THEATERS JULY 18



FIRE & RESCUE

SMOKEJUMPER PARACHUTE

Crease



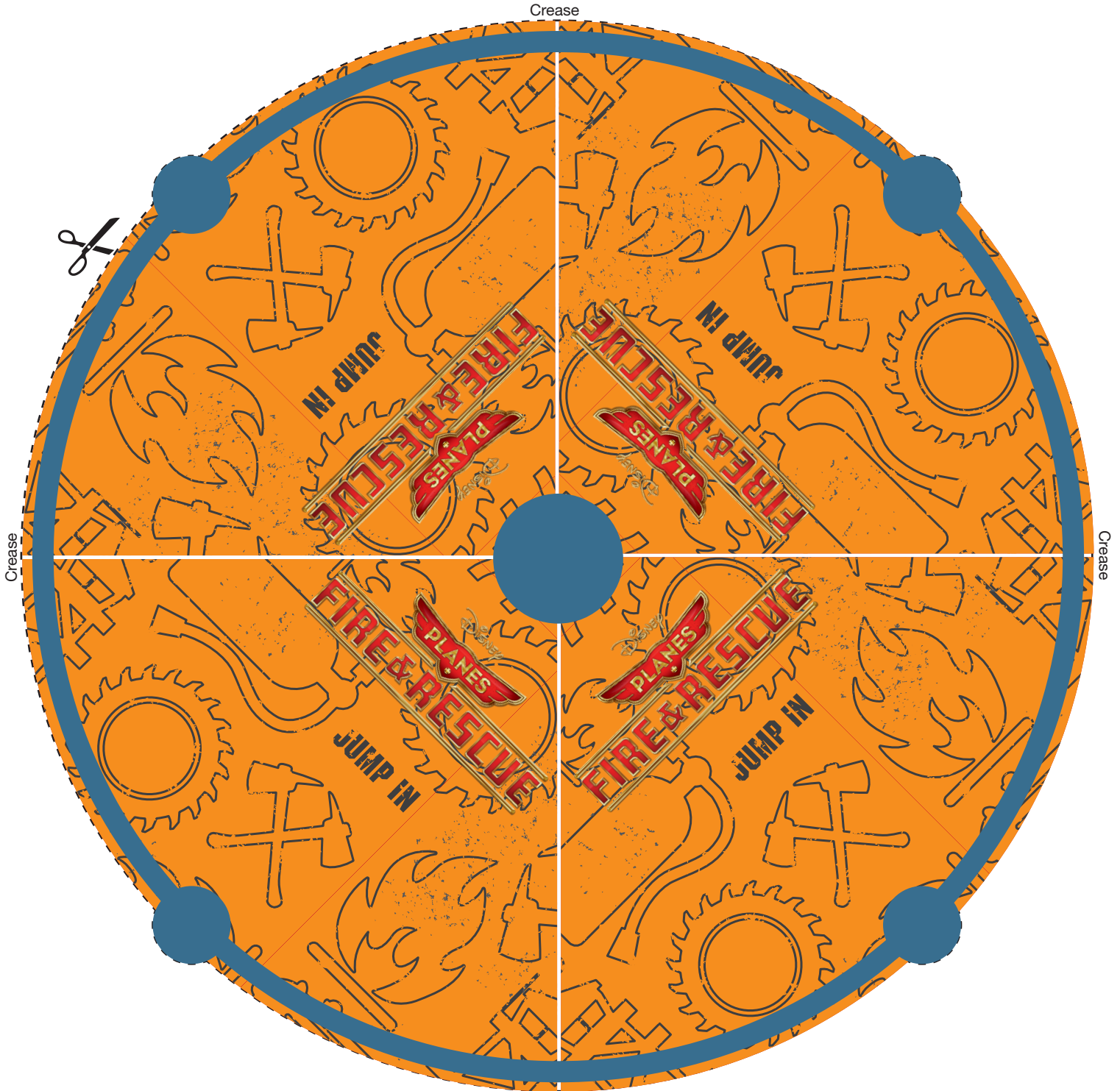
IN THEATERS JULY 18



FIRE & RESCUE

SMOKEJUMPER PARACHUTE

Crease



Crease

IN THEATERS JULY 18



FIRE & RESCUE

SMOKEJUMPER PARACHUTE

Crease



Crease

IN THEATERS JULY 18



FIRE & RESCUE
SMOKEJUMPER TARGET



IN THEATERS JULY 18